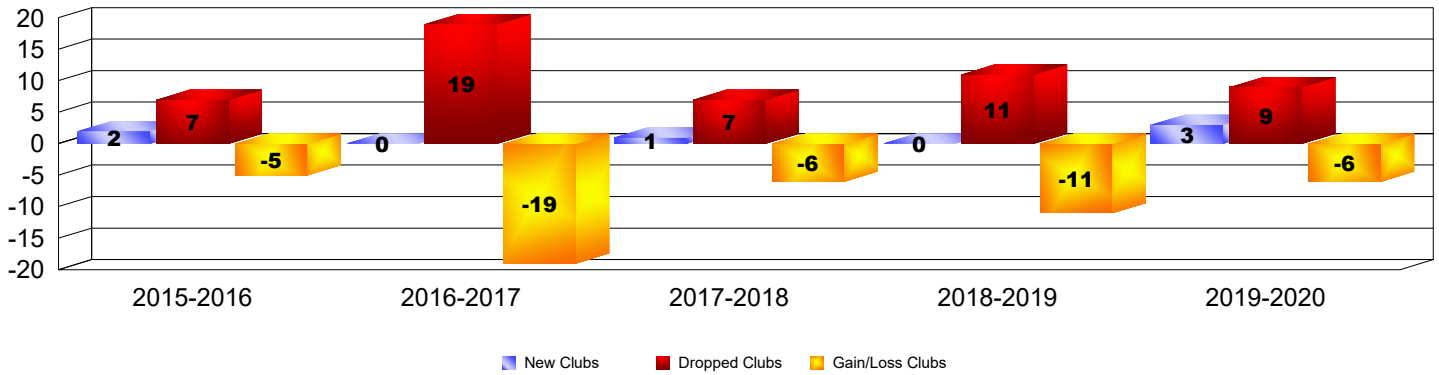


Multiple District 335

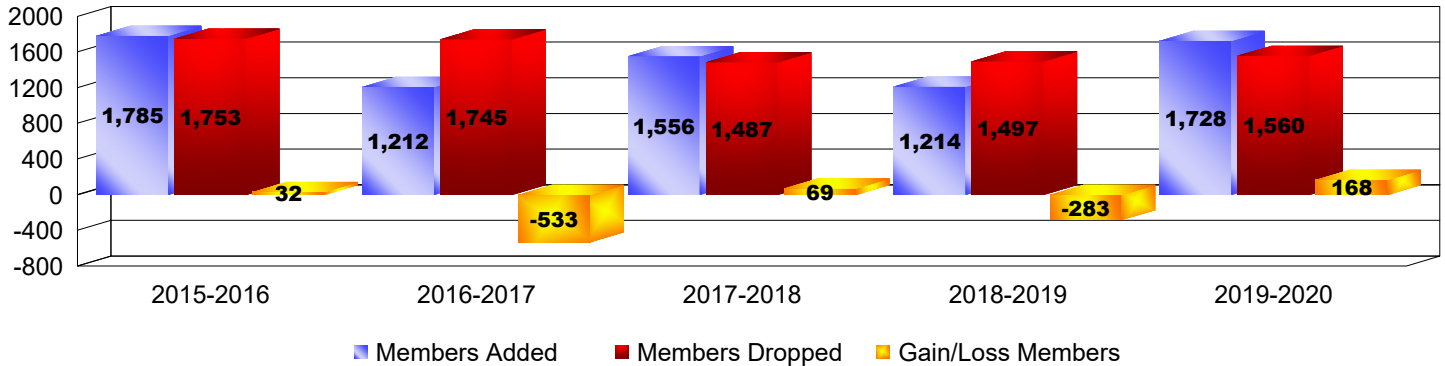
As of June 2020 Cumulative

Year	New Clubs	Dropped Clubs	Gain/Loss Clubs	New Members	Charter Members	Reinstate Members	Transfer Members	Total Member Added	Total Members Dropped	Gain/Loss Members
2015-2016	2	7	-5	1,668	52	20	45	1,785	1,753	32
2016-2017	0	19	-19	1,096	0	43	73	1,212	1,745	-533
2017-2018	1	7	-6	1,451	30	26	49	1,556	1,487	69
2018-2019	0	11	-11	1,149	0	18	47	1,214	1,497	-283
2019-2020	3	9	-6	1,536	77	64	51	1,728	1,560	168
Average	1	11	-9	1,380	32	34	53	1,499	1,608	-109


Clubs



Members



Membership Composition June 2020 Cumulative



Gender Comparison June 2020 Cumulative

